



High School Painting II

Lesson: [April 10th]

Objective/Learning Target:

Students will create a composition that exhibits Aboriginal Techniques.

Background: Indigenous Australian art includes art made by [Aboriginal Australian](#) and [Torres Strait Islander peoples](#) of Australia, including collaborations with others. It includes works in a wide range of media including painting on leaves, [bark painting](#), [wood carving](#), [rock carving](#), [watercolour painting](#), [sculpting](#), [ceremonial clothing](#) and [sand painting](#); art by [Indigenous Australians](#) that pre-dates [European colonisation](#) by thousands of years, up to the present day. The Indigenous used sticks and would sit on the ground to create their art.

Goal: Create an [Aboriginal Art work](#) using the original symbols that the culture has created to represent their land.

Art Vocabulary: Australian Aboriginal art is the oldest unbroken tradition of art in the world. The oldest firmly dated rock art painting in Australia is a charcoal drawing on a rock fragment found during the excavation of the Narwala Gabarnmang rock shelter in south-western Arnhem Land in the Northern Territory

Bell Ringer: Find the materials that you might have around your house. Here is a link to possible ideas.

https://docs.google.com/presentation/d/1qZSVXmoyqwZSUOEJSJ3ZYew9vbC2SEN9Fd6rJTmyaws/edit#slide=id.g7277dfb8ca_0_0

If you have access to any of these materials would be great: Paper, the end of a pencil or stick, whatever type of paint.

Here are the symbols that the Indigenous artists used to represent parts of their land.

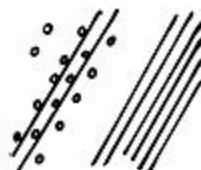
- 1. Now you can begin your final composition. Make sure that you have watched the tutorials. Draw out the symbols that you have come up with from your rough draft.**
- 2. Take the end of your tool (a pencil, end of paint brush)**
- 3. Dip the tool into your paint and make dots to fill in the symbols. Add rows around it after that.**
- 4. Good luck and I'd love to see your finished product. Please reach out and send me a picture.**



MAN



WOMAN



RAIN



SPEAR



CAMPSITE



RESTING PLACE




TWO MEN SITTING



WATERHOLE



MEETING PLACE



SMOKE, WATER FLOW,
LIGHTNING OR BUSH FIRE



STAR



PEOPLE SITTING



WATERHOLES CONNECTED
BY RUNNING WATER



RAINBOW,
SANDHILL OR CLOUD



SHIELD



POSSUM



HONEY ANT SITE



MOVING KANGAROO TRACKS



FOUR WOMEN SITTING



DIGGING OR
CLAPPING STICKS



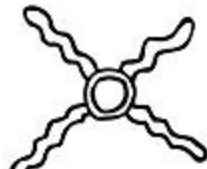
FOOTPRINTS,
ANIMAL TRACKS



WITCHETTY GRUB



BOOMERANG



YAM PLANT



ANTS



<https://www.youtube.com/watch?v=504lxoTETEU&t=309s>

<https://www.youtube.com/watch?v=GTEIQSmgneQ>

<https://www.youtube.com/watch?v=eCQB6d9eRV0>

Here are some video tutorials with Aboriginal Artists creating.



2005





